




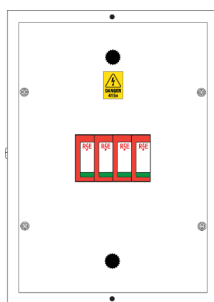
RYEFIELD ELECTRIC

Installation Instructions

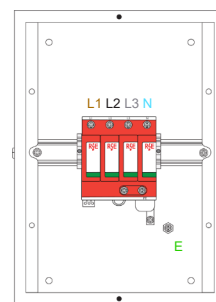
RYE SPD-TPN/2F & RYE SPD-SPN/2F



Use a 6mm socket to remove the front cover and place it somewhere safe.

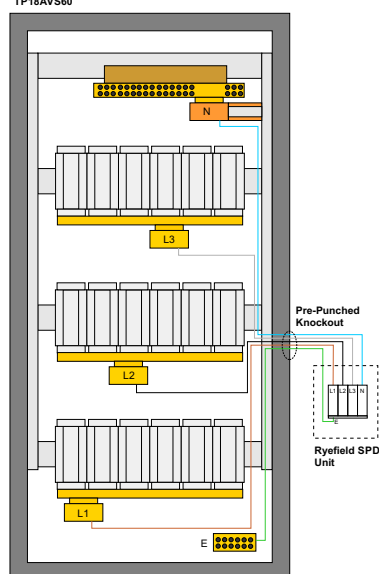


Using a suitable cross headed screwdriver, remove the inner cover and place it somewhere safe.



Connect your SPD unit to the appropriate Ryefield board as per the drawing shown below. If you are using a single phase supply, use only L1 and N.

Ryefield TP+N Fuse Board
TP18AVS60



Notes:

- 1) All SPD cables from L/N-PE \leq 1m
- 2) M8 connections to all phase bars
- 3) Minimum cable size for type 2 is 6mm²

Once all cables are connected, refit the inner cover using a cross headed screw driver and then refit the outer cover using a 6mm socket. A standard seal which is used to seal a Ryefield board can be used to seal these units.